

VERSICHARGE AC CHARGING SYSTEMS

Simply charge everywhere

[siemens.com/versicharge](https://www.siemens.com/versicharge)



SIEMENS

Simply charge everywhere – with VersiCharge



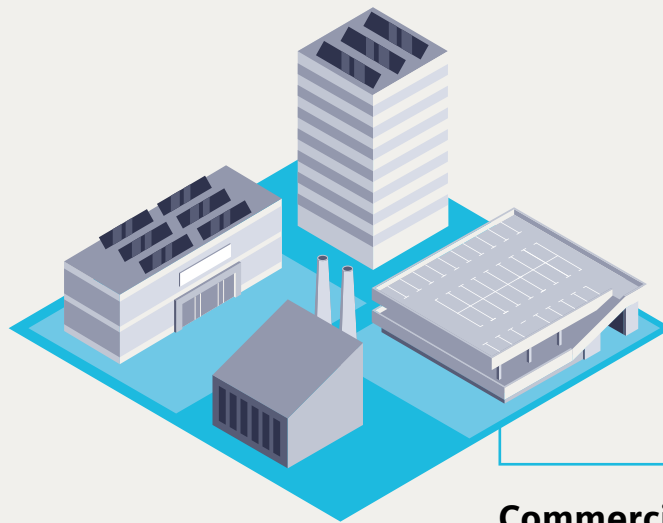
The ideal charging station for every application

Charging an EV in a private location places different demands on a charging system than it does on a public charging station. That's why the VersiCharge portfolio includes versions for commercial applications in addition to a solution for safe, easy, reliable, and convenient charging at home.

There are options and functions specifically designed for commercial demands: for example, there's the option to incorporate an LTE modem for connecting to cellular networks. VersiCharge provides a scalable charging range up to 22 kW, and to save space they can be wall- or pole-mounted in locations like parking areas.

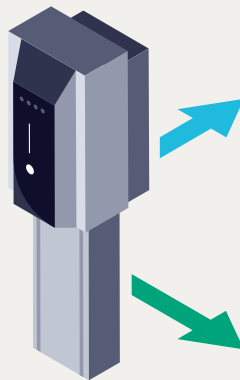


Versatility for everyone, everywhere



Commercial use

- Workplace and fleet charging
- Parking garage
- Retail and public parking

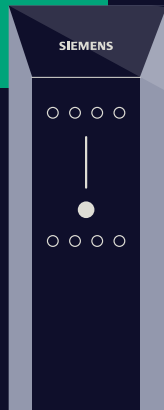


Charging at home

- Housing complexes
- Apartment buildings
- Detached houses

The right configuration for every use

At home



Ideal for use at home


- + Wi-Fi, LAN
- + Adjustable maximum power
- + Integrated metering
- + App for Android and Apple

Commercial

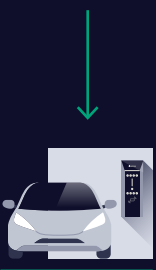


Ideal for commercial use

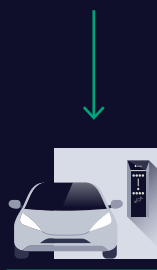
- + Wi-Fi, LAN, and cellular
- + Up to 22 kW
- + Authentication via RFID
- + MID-certified meter



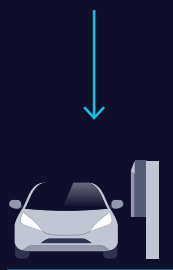
Detached houses



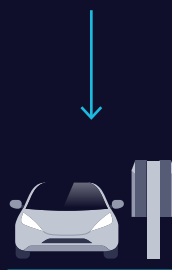
Housing complexes



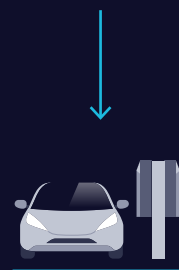
Workplace



Shopping



Public spaces



Wide range of **opportunities**

Key features

Compatibility with a wide variety of electric vehicles and applicable charging standards – plus ease of use and comfort functions like delayed charging – ensure high levels of customer convenience.



VersiCharge highlights

- Power up to 22 kW (can be reduced to meet regional requirements)
- Graphic LED indicators
- RFID card identification
- Updates over the air
- Mobile app for Apple and Android
- Housing certified in accordance with IP54 and IK10

Options

A variety of options are available for the VersiCharge charging systems*:



Communication via GSM, LTE, and 4G, with pre-installed SIM card and data plan as options



Fixed Type 2 charging cable as an alternative to the Type 2 charging socket



Shutter that covers contacts in Type 2 charging socket: required in some European countries

* See [siemens.com/versicharge](https://www.siemens.com/versicharge) for available combinations

Discover
VersiCharge
in 3D and AR!

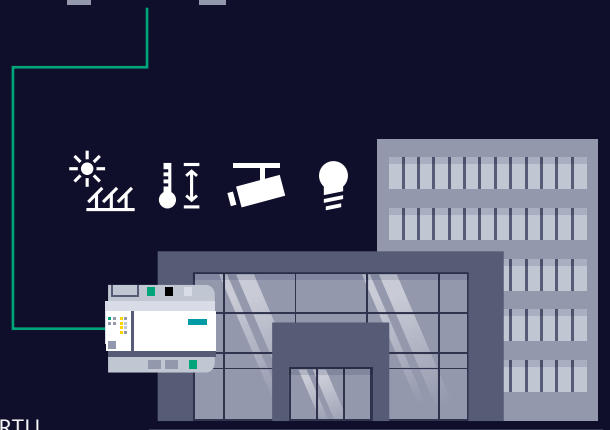
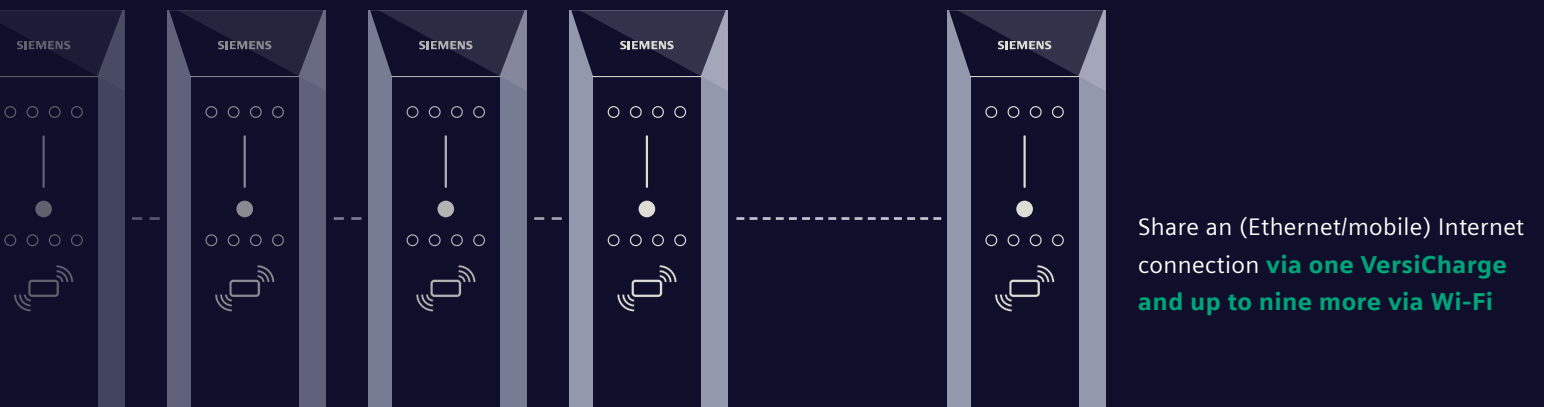
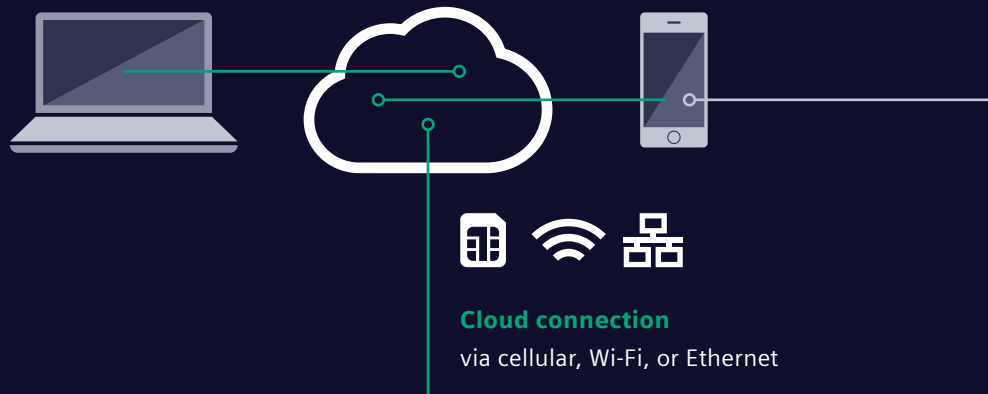


Digital integration in every environment: **Easy, flexible, scalable.**

Smart charging systems with cloud access can do much more than supply vehicles with electricity. To easily implement and expand your options, VersiCharge provides a wide range of communication choices.

Everything communicates securely via the cloud

- + Mobile app for configuration, control, and monitoring
- + Backend connection (OCPP) for payment systems, load management, and access control
- + Managed firmware updates




You'll find all the details in the Connectivity Guide

Building integration
optional via Modbus TCP or RTU

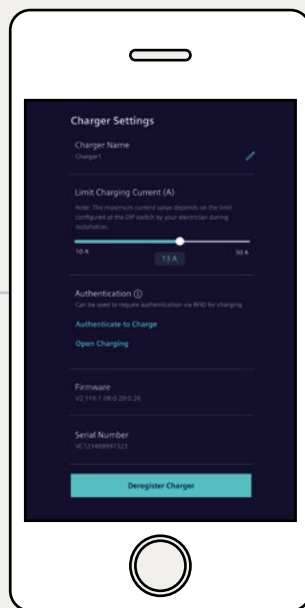
Sifinity Go mobile app



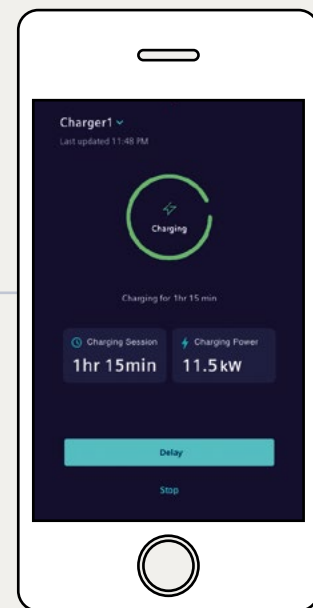
Sifinity Go lets you seamlessly manage your VersiCharge. It allows you to easily onboard single or multiple chargers to your user account via QR code scanning. The home menu gives you information on the charger's status and live session data while also providing control functions like delayed charging. This feature allows you to take advantage of variable electricity tariffs from your energy supplier. The usage menu offers a detailed overview on your past charging sessions on a daily, weekly, monthly, and annual basis. The settings menu also lets you remotely configure charger settings including RFID authentication and the maximum charging current provided by the EV charger.



Seamless configuration of multiple chargers



Adjust charger-related settings

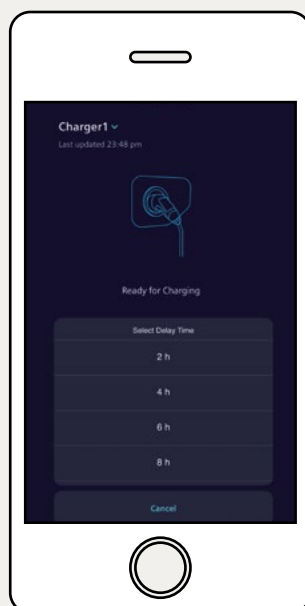


Monitor charging session

Download for Android from app store



Download for iOS from app store



Delay your charging



Overview of past energy usage

VersiCharge: Benefits for users and operators



Easy to install and set up

- Support for planning using 3D models and SIMARIS Project
- Mobile and desktop apps
- Video tutorials show every step
- Fast and cost-saving



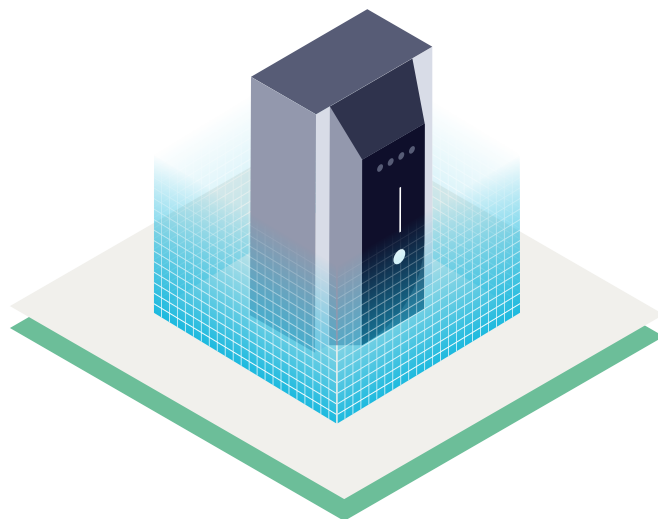
Intuitive operation

- Easy-to-understand LED indicators
- User app for monitoring, control, and reports
- Integrated cable management
- Remote updates that keep your charging system up to date at all times
- Elegant design



Secure and robust

- DC residual-current detection
- High charging performance up to 22 kW
- Suitable for outdoor use (IP54 and IK10)



Scalable and flexible

- Broad model range with appropriate options
- Power can be limited to meet regional requirements
- Pole or wall mounting
- Many communication options
- Entire system can be remotely monitored and controlled
- Integration in facility management (for example, Desigo CC)

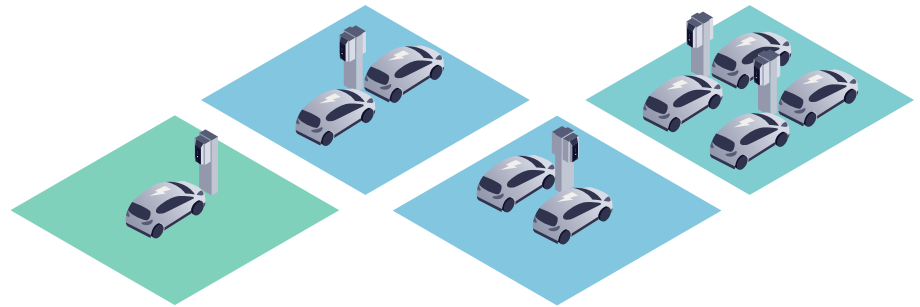
The perfect pole mounting for every environment



Flexible elegance

The optional pole mounting allows VersiCharge to be installed in almost any type of parking area.

The elegant poles are ideal for single installations, roadside parking spaces, side-by-side parking spaces, and larger parking areas (dual poles).



Single pole



Dual pole

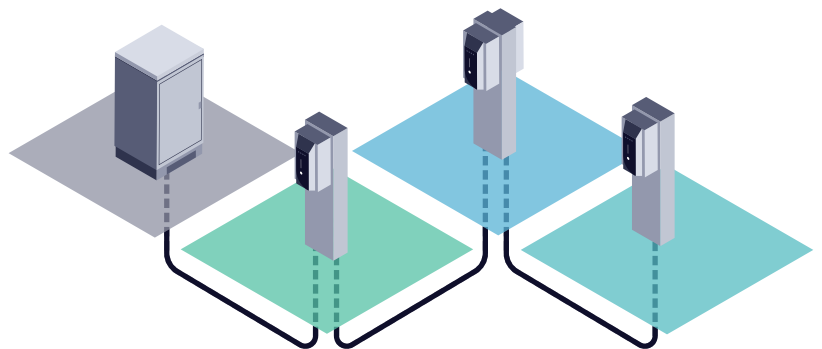
Integrated added value

- Integrated overvoltage protection
- Power circuit breaker
- Residual-current circuit breaker
- Current distribution



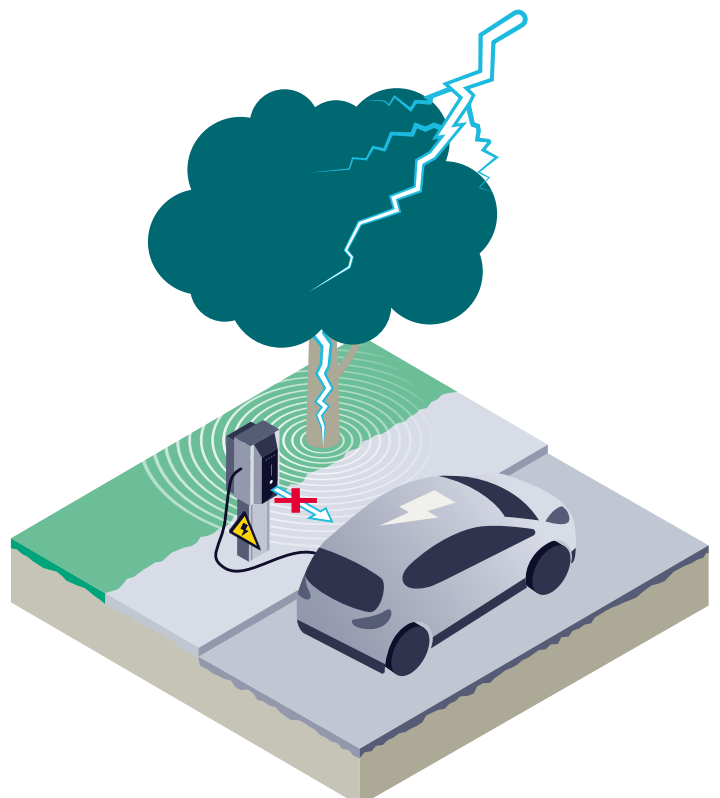
Cost-conscious installation, 75 percent material savings

“Safe and easy” charging points are connected by just a single cable from the control panel, which can **cut material use** by half in the case of two charging points. The use of a loop-through connection for additional poles **reduces the amount of cabling** needed for the overall charging infrastructure by **up to 85 percent**. The protection systems preinstalled in the pole reduce installation overhead by half – down to the fused connection in the control panel and plugging the cable into the pole*.



Safe charging

Open-air charging points are at risk of damage to charging equipment and connected vehicles from lightning strikes. With VersiCharge poles, you’re protected thanks to the integrated overvoltage protection that satisfies all current lightning protection standards – and it’s fast, safe, and easy to install. For applications in lightning protection zone 0_A, the charging points are equipped with type 1+2+3 combi-arresters.



* Takes load management into account

Technical data



VersiCharge wallbox

AC nominal input

Voltage	V	Single-phase: 230 (–20% ... +15%)/three-phase: 230/400 (–20% ... +15%)
Rated current settings	A	10/13/16/20/32
Frequency	Hz	50/60
Network type		TT/TN
Cable cross-section (power cable)		1.5 ... 10 mm ² (depending on the max. current setting)

AC output

Rated power	kW	Single-phase: up to 7.4/three-phase: up to 22
Outlet options		Type 2 socket (shutter optional), 32-A/cable with type 2/32-A coupling
Current of connected cables (max.)	A	32
Cable lengths	m	7

Environmental conditions

Operating environment		Indoor and outdoor
Operating temperature	°C	–30 ... +50 Direct sunlight can influence the operating temperature
Operating altitude	m	2,000 above sea level
Relative humidity	%	5 ... 98 (no condensation)

Mechanical specifications

Enclosure protection		IP54 IK10
Color		Silver metallic (Pantone 10077), Black
Mounting options		Wall and pole mounting
Overall dimensions W x D x H mm		180 x 158/178 x 446
Weight	kg	Models with charging cable 7.8 Models with charging socket 4.3

General specifications

Charging mode		Mode 3
Charging status LEDs		Charging state, time delay, authentication, error codes
Communication/status LEDs		Network connection status, device management status
Shared network access		For shared communication via one VersiCharge and up to nine more
User authentication		RFID card (local whitelist, MiFare)
Network connection		Ethernet, Wi-Fi 2.4 GHz, Modbus RS-485, Modbus TCP/IP, optional GSM, LTE, 4G
Configuration		Via Sifinity Go mobile app or VersiCharge Configurator for PC
Electric safety device		Ground-fault monitoring 30 mA AC/6 mA DC, undervoltage, overvoltage, overcurrent +10% above configured threshold, min. +2A/5s, overvoltage category III
Metering options		Integrated MID counter, Class B (± 1%)
Software upgrades		Over-the-air (OTA) software updates
Load management		Via OCPP or Modbus

Norms and standards

Charging standards		HD 60364 series; EN IEC 61851-1; EN IEC 63000; EN IEC 62196-1; EN IEC 62196-2; EN IEC 62955; EN 17186; EN 61000-3-12; EN 300 328; EN 301 893; EN 300 330; EN 301 511; EN 301 908; IEC 62311; EN 50470-1; EN 50470-3
Communication protocol		Compatible with OCPP 1.6J, upgradeable to OCPP 2.0
EMC standards		EN IEC 61851-21-2; EN 61000-3-2/3/11; EN 61000-6-2/3; EN 301 489; EN 55032; EN 55035
Certifications and conformity		REACH, RoHS, CE, WEE



VersiCharge pole

Single pole

Dual pole

AC nominal input

Voltage	V	230/400	
Rated value max. current (Depending on model)	A	16/32	32
Frequency	Hz	50/60	
Network type		TT/TN-S/TN-C-S	
Cable cross-section		Up to 5 x 35 mm ²	

AC output

Rated power	kW	7.4/11	22 (3-phase 16 A per charger)
Disconnector		Interrupts power feed at the pole for servicing	

Environmental conditions

Operating environment		Indoor and outdoor	
Operating temperature	°C	-30 ... +50	
Operating altitude	m	2,000 above sea level	
Relative humidity	%	Max. 95	

Mechanical specifications

Enclosure protection		Integrated distribution box IP67	
Housing material		Powder-coated sheet steel	
Coating		C4	
Color		RAL 9006	
Mounting options		Installation on Class B 300 foundation (foundation anchor kit available)	
Overall dimensions W x D x H mm		250 x 125 x 1,472	
Approx. weight per configuration	kg	16/21	16/22

General specifications

Overvoltage protection device		Application in lightning protection zone 0A, SPD type 1 + type 2 + type 3 in accordance with IEC 61343-1 Lightning surge current (10/350 μs)/12.5/50 kA; rated leakage current (8/20 μs) 25/100 kA	
Residual and overcurrent protection 1ph 7.4 kW		1 x RCBO type A, 40 A, 10 kA 1 x 40-A disconnector	n.a.
Residual and overcurrent protection 3ph 11 kW		1 x RCD type A, 25 A, 30 mA 1 x MCB, type C, 10 kA 1 x 40-A disconnector	2 x RCD type A, 25 A, 30 mA 2 x MCB, type C, 10 kA 1 x 40-A disconnector
Note		Note the equal phase distribution for the 1-phase version (see installation manual)	

Norms and standards

Safety and electrical standards		DIN EN IEC 61439-7, IEC 60364-7-722, IEC 60364-5-53, VDE-AR-N-4100, DIN VDE 0298-4	
Certification		CE, circuit protection IEC 81346-2; SPD in accordance with EN IEC 61643-11 EU declaration of conformity	

About Siemens eMobility

eMobility is already part of our everyday. And we are committed to anchoring this even more in everybody's daily lives by offering a charging infrastructure that is smart, efficient and innovative – and which makes mobility more sustainable ultimately.

And how do we do this?

By building an ecosystem to tackle the challenges of a complex world together. By cooperating with OEMs, utilities, fleet operators, companies, cities and customers alike – while bringing in the sound knowledge in energy supply, grids, mobility and buildings from a technology company that has been transforming the everyday for a 175 years. By connecting the real and the digital worlds with our IoT-enabled hardware, software solutions and service offerings that help customers and users save time, resources and costs.

And finally, with innovations like wireless or megawatt charging providing solutions for the challenges ahead. Our portfolio is designed for every use case in almost every region of the world – be it at home, at work, at bus stations, or within company depots.

To make a long story short: by electrifying mobility and making it more sustainable, we transform the everyday for a better tomorrow.

[siemens.com/emobility](https://www.siemens.com/emobility)

Published by Siemens AG

Smart Infrastructure
eMobility
Siemenspromenade 10
91058 Erlangen
Germany

For more information,
please contact our
Customer Support Center:
Phone: +49 180 524 70 00
Fax: +49 180 524 24 71
(Charges depending on provider)
E-mail: marketing.emobility.si@siemens.com

Article No. SIDS-B10056-02-7600
TH S28-230070 BR 0223

© Siemens 2023

Status 02/2023

Subject to changes and errors. The information given in this document only contains general descriptions and/or performance features which may not always specifically reflect those described, or which may undergo modification in the course of further development of the products. The requested performance features are binding only when they are expressly agreed upon in the concluded contract.

All product designations may be trademarks or other rights of Siemens AG, its affiliated companies or other companies whose use by third parties for their own purposes could violate the rights of the respective owner.

